Customer drawings
Reference only

REV.	ECN.NO.	MODIFY.CONTENT	DATE
A0		NEW	2017/09/28
A1		更新料号	2018/12/21

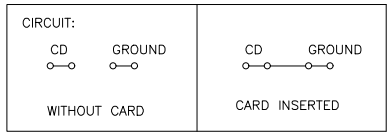

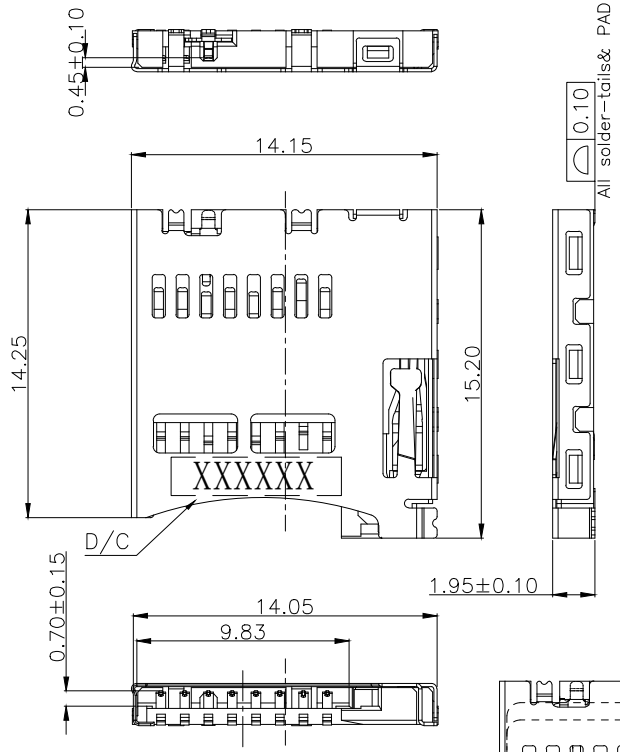

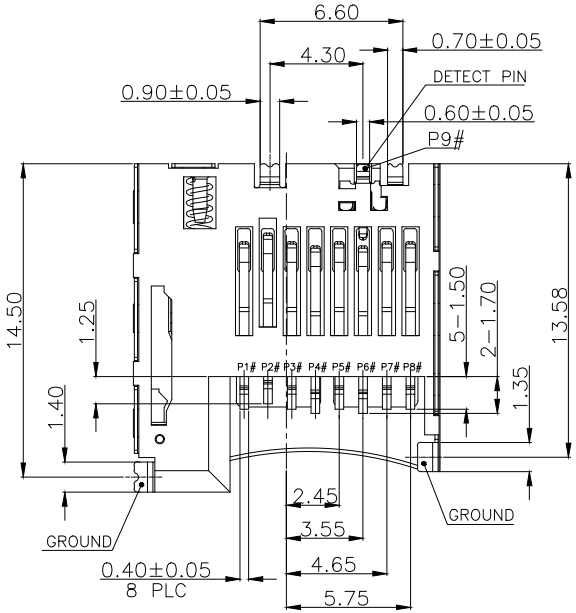

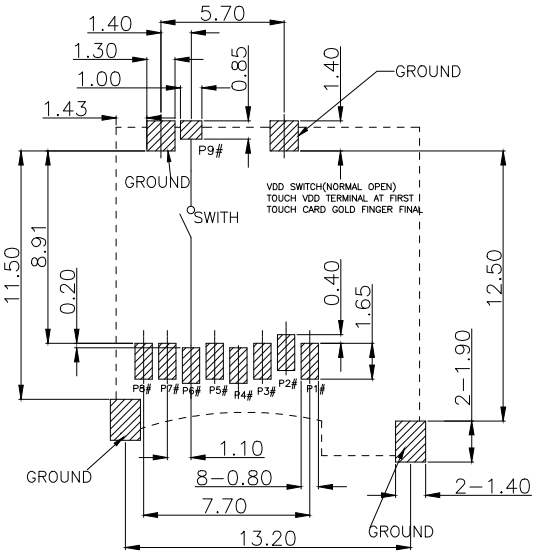

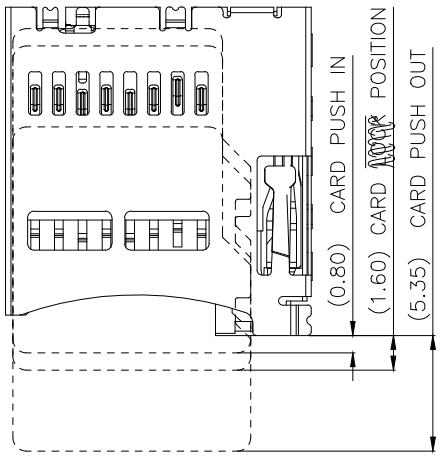

Pin No.		MICRO SD
PIN1	DAT2	1P
PIN2	CD/DAT3	2P
PIN3	CMD	3P
PIN4	VDD	4P
PIN5	CLK	5P
PIN6	VSS	6P
PIN7	DAT0	7P
PIN8	DAT1	8P
PIN9	CARD DETECT	

NOTES:

RECOMMEND PCB LAYOUT
GENERAL TOLERANCE ±0.05

1)MATERIAL:
HOUSING : HI-TEMP. PLASIC UL 94V-0
CONTACT : COPPER ALLOY,T=0.15mm
SHELL : STANLESS STEEL,T=0.15mm

2)FINISH :
CONTACT:GOLD 15u" PLATED ON CONTACT AREA;
GOLD FLASH PLATED ON SOLDER TAILS,
SHELL:GOLD FLASH PLATED ON SOLDER TAILS,

3)PART NO.: C - D 3 0 8 1 9 5 A 2 - X

- X: 1:GOLD PLATED G/F; 6:GOLD PLATED 15u"
- A2: A、B、C、D.....类型区分码 (同类别 同PIN数及相同高度，但不同类型)
- 195: 产品高度1.95H
- 08: pin 数 06P:6PIN; 08P:8PIN
- D: S:SIM卡; T:T-F卡; U:Micro/MIMI USB; B:Battery; D:SD卡; H:HDMI; J:JACK

GENERAL TOLERANCE		DWG NO.		APPD:	彭迪如	Scale	1:1
X.±0.45	x.°±5°	Title	MICRO SD PUSH CONN 内焊 常开型	CHKD:		UNIT	mm
.X±0.35	.x°±2°			DR:			
.XX±0.25	.xx°±1°	Part NO.	C-D308195A2-1	Date	2021/12/24		
.XXX±0.15	.xxx°±0.5°						
SHEET 1/1							

东莞市铭标电子科技有限公司
Ming Biao Electronic Technology Co. ,Ltd.